



BRAYLINER®

# element M19

**YOUR STYLE. YOUR BOAT.**

The new Element M19 makes boating easy and intuitive so you can keep your mind on the adventure of the day. Tackle your wildest pursuits—whether that means pulling your wakerskis from the large central ski locker or starting a party in the roomy cockpit—then head to the adjustable aft lounger for some anchored sun-soaking.


BRAYLINER®

# element M19

**YOUR STYLE. YOUR BOAT.**

The new Element M19 makes boating easy and intuitive so you can keep your mind on the adventure of the day. Tackle your wildest pursuits—whether that means pulling your wakerskis from the large central ski locker or starting a party in the roomy cockpit—then head to the adjustable aft lounger for some anchored sun-soaking.





**Adjustable Aft Lounge**

Backrest slides to convert into rear- or forward-facing lounge you can enjoy while anchored.



**Convertible Portside Seating**

Even more versatility—transition from upright seating or lounging in the cockpit with ease.



**Improved M-Hull Stability**

Improved M-Hull provides better stability, predictable handling and a safe, secure ride.



**More Mercury Power**




Greater capability to pull a kneeboarder, skier, tuber, or just bring more people on board.



**Storage for the Win**

A sub-floor ski locker stows all your gear for whatever you want to tackle.

**M19**

-  Length Overall (LOA) 19' 0"
-  People Capacity 9\*
-  Max HP 115




**EXTERIOR COLOR**

-  White
-  Black
-  Rally Red
-  Impulse Blue

**INTERIOR COLOR**

-  Gray with Black Accent
-  Gray with Blue Accent
-  Gray with Red Accent

\* Person capacity ratings represent approximate number of people. Rating will vary by configuration and selected options. Refer to installed capacity plate for exact rating.



**Adjustable Aft Lounge**

Backrest slides to convert into rear- or forward-facing lounge you can enjoy while anchored.



**Convertible Portside Seating**

Even more versatility—transition from upright seating or lounging in the cockpit with ease.



**Improved M-Hull Stability**

Improved M-Hull provides better stability, predictable handling and a safe, secure ride.



**More Mercury Power**



Greater capability to pull a kneeboarder, skier, tuber, or just bring more people on board.



**Storage for the Win**

A sub-floor ski locker stows all your gear for whatever you want to tackle.

**M19**

-  Length Overall (LOA) 19' 0"
-  People Capacity 9\*
-  Max HP 115



**EXTERIOR COLOR**

-  White
-  Black
-  Rally Red
-  Impulse Blue

**INTERIOR COLOR**

-  Gray with Black Accent
-  Gray with Blue Accent
-  Gray with Red Accent

\* Person capacity ratings represent approximate number of people. Rating will vary by configuration and selected options. Refer to installed capacity plate for exact rating.